

BELFAST AREA DOMESTIC VIOLENCE PARTNERSHIP

Seminar

“It’s not just the language”....

Barriers to seeking help

16th June 2010



Belfast Area
Domestic Violence Partnership

N. Ireland Policy Context

- Tackling Violence at Home Strategy 2005 and Action Plan 09 (Dept of Justice and DHSSPS)
- Priority for Action 2009/2010
- Children Order N.I. 1995
- ACPC Regional Policy and Procedures 2005
- N.I. Policing Plan 2009-20012
- Homelessness Strategy 2005
- Human Rights Act 1998



Policy Developments in other jurisdictions

- Scotland:** Safer lives: Changed lives June 09
- Wales:** The Right to be Safe – Welsh Assembly Strategy, March 10
- England:** Responding to Violence against Women and Children - The role of the NHS March 10
- London:** “The Way forward” A call for action to end violence against women April 09



The Belfast Area D V Partnership re established 2008.....

“To develop and maintain local partnerships for shared understanding and work to tackle Domestic Violence in the Belfast Area”

Structure, Terms of Reference and Operational Policy

- Strategic Advisory Group
- 4 Working Groups
- Chief Officers Group

Temporary Co-ordinator appointed since Dec 08

- Margaret Kelly



Partnerships Aims

- Working together effectively
- Identify resources
- Hold perpetrators accountable
- Strategic fit

We know what works, but we need to do it together by.....

- Communicating
- Co-Operating
- Collaborating
- Co-Coordinating
- Campaigning



Membership

- Age N.I.
- Barnardo's
- Citizens Advice
- Community Safety Partnership
- Court Service / Solicitor
- District Policing Partnership
- Education
- Health and Social Services
- Housing Executive
- NSPCC
- PBNI
- PSNI
- Social Security Agency
- Sydenham House
- Trade Unions
- Victim Support
- Voluntary/Community Groups
- Women's Aid
- Women's Information Group



Progress to date

Strategic Advisory Group - Meetings 3 monthly

Action Plan - Developed in Feb 09 and reviewed March10

Working Groups - Established and meeting regularly

Partnership Newsletters - Spring 09 and Winter 2009

Interagency Services Audit - Completed



Key Themes and Working Groups

- Prevention
- Protection and Justice
- Support
- Training and Development

Support Working Group

- **Services for Children:**

- Improving communication across Children's Services
- Terms of reference for exchange programmes/shadowing agreed
- Shadowing commenced and planned across some service areas

- **Services for Ethnic Minorities:**

- Sharing information re services and looking at available Domestic Violence translated materials



Eva's story.....



Belfast Area
Domestic Violence Partnership

Barriers to seeking help - the Polish experience

Agnieszka Martynowicz

Board Member

Belfast and Lisburn Women's Aid

VIOLENCE AT HOME - FACTS and MYTHS

- 2007 report by the Central Statistical Office and the Department of Work and Social Policy - a representative study of attitudes to and the prevalence of domestic violence in Poland
- found increasing social disapproval for the use of violence in the home BUT also found a concerning level of support/ignorance in relation to certain practices and/or stereotypes surrounding DV

VIOLENCE AT HOME - FACTS and MYTHS

- 49% of respondents thought victims accept their own situation and this impacts on how witnesses react to cases of DV in their family/social environment
- Nearly a quarter of all respondents agreed that victims have only themselves to blame and that they must have provoked the violence (in whatever form)
- 24% of respondents considered it 'normal' to use demeaning language and/or verbal abuse during a 'domestic dispute'
- 18% thought it was justified to push/shove their partner during a 'domestic dispute'
- 34% of respondents thought that controlling their spouse's/partner's spending is a sign of 'prudence'
- Stereotyped view of DV was stronger among respondents: over 50 years of age; those with basic level education and those from rural areas

VIOLENCE AT HOME - FACTS and MYTHS

- Around 50% of families are thought to have experienced violence in some form
- 64% of respondents reported knowing someone who has been a victim: 52% of psychological violence; 44% of physical violence; 26% of economic violence and 9% of sexual violence
- 14% of households where children are victims - 10% psychological; 7% physical; very rare reports of sexual violence against children (1 in 100)

VIOLENCE AT HOME - VICTIMS, PERPETRATORS AND WITNESSES

- 36% of those interviewed reported being a victim of violence in the last 12 months; 11% of those have been subjected to violence on more than one occasion
- most reported: psychological violence (31%); physical violence (17%); economic violence (8%); sexual violence (3%)
- 42% reported that they live in a household where violence is being used
- those most likely to report being a victim: women (39%) from larger urban areas (cities over 500,000 inhabitants) with higher education
- 13% of respondents admitted to being victims as well as perpetrators of violence

VIOLENCE AT HOME - SEEKING HELP

- Only 21% of those who experience violence look for help
- Most often in cases of physical violence (20%) or psychological violence (19%)
- Help sought and received: mostly from the police and the courts
- Extremely limited use of therapy, addiction counseling or specialised services such as the 'Blue Line' (a national DV helpline and support organisation)

VIOLENCE AT HOME - SEEKING HELP

- among those who sought assistance, less than 50% assessed it as helpful/effective
- 39% of respondents stated that help was effective in cases of psychological violence; 36% - in cases of physical violence
- this may be linked to the approach taken by the authorities (police and courts in particular) to DV cases

VIOLENCE AT HOME - BARRIERS TO SEEKING HELP

- Fears and beliefs:
 - women fear their partner will seek revenge if they look for help
 - women feel ashamed and powerless
 - women have very low self-esteem
 - women believe all marriages/relationships are violent at times
 - “violence is a family matter”
 - women do not want to go against their religion/cultural values

VIOLENCE AT HOME - BARRIERS TO SEEKING HELP

- the position of women in Polish society has worsened in the last 20 years
 - discrimination
 - higher unemployment/economic dependence
 - renewed influence of the Catholic Church on private lives and State policy
 - strengthening of 'traditional family roles'
- domestic violence in Poland - a very new focus
 - first national helpline - 1995
 - 'Blue Card' procedure - late 1990s
 - social awareness campaigns - late 1990s

VIOLENCE AT HOME - BARRIERS TO SEEKING HELP

- migration and seeking help - barriers:
 - language
 - immigration status / lack of knowledge and understanding of impact
 - no access to public funds / economic dependency
 - lack of knowledge about the existence of services and/or how to access them
 - shame compounded by family expectations
 - expected increased isolation in an already difficult situation of living in a different country

VIOLENCE AT HOME - BARRIERS TO SEEKING HELP

- relatively small community with developed internal links but still lacking external links
- impact on vital connections:
 - social life preventing the feeling of isolation
 - childcare
 - housing
- impact on privacy:
 - for example, interpreters from the same community

Contact details:

Agnieszka Martynowicz

a.martynowicz@btinternet.com

Ph: 07900 577979

Eva's story concludes



Belfast Area

Domestic Violence Partnership

It's not just the language... Barriers to seeking help.

Patricia Lyness
Belfast & Lisburn Women's Aid
Wednesday 16th June 2010

women's aid
Working to end domestic violence

Domestic Violence is...

“the intentional and persistent physical or emotional abuse of a woman, or of a woman and her children in a way that causes pain, distress or injury”

Domestic Violence is...

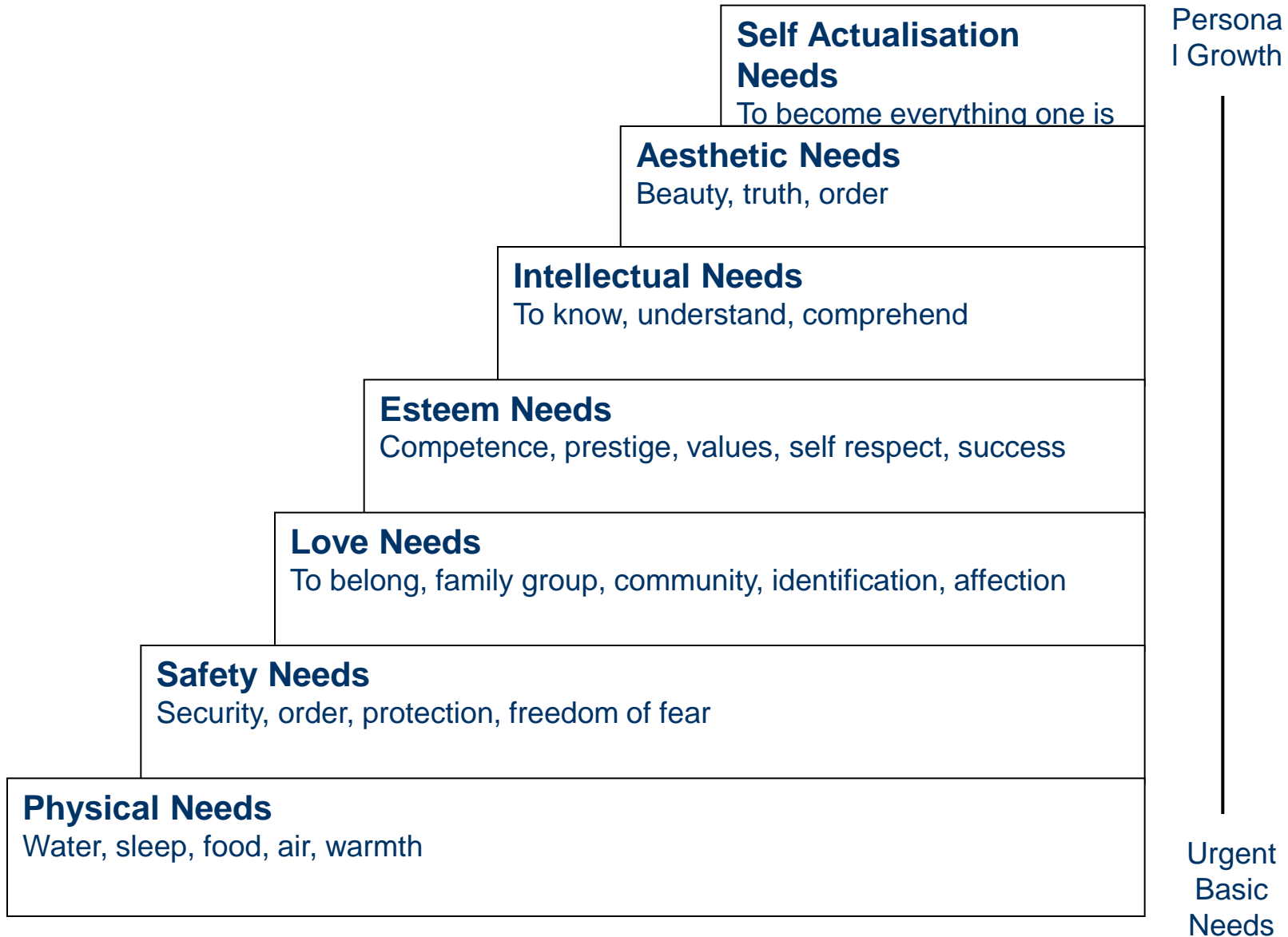
“Threatening behaviour, violence or abuse (psychological, physical, verbal, sexual, financial or emotional) inflicted on one person by another where they are or have been intimate partners or family members, irrespective of gender or sexual orientation”

Profile of Women

- First or second generation living here.
- From European and Non-European countries (Poland, Russia, Iraq, Malta, India, China and the African nations)
- Living in Northern Ireland
 - on a spousal visa
 - asylum seeker
 - failed asylum seeker
 - trafficked for sexual/economic exploitation
 - migrant worker
 - internet brides
- Source of Referrals: Self, PSNI, Health and Social Services, Hospitals, GPs, Voluntary and Community sector

Women's Aid

Maslow's Hierarchy of Needs



2008 - 2009

- Total of 364 women + 313 children stayed in 3 refuges
- Women with no recourse to public funds;
4 women without children
10 women with 13 children
- Approximately 4% of the total may seem small but tend to stay for long periods
- 70% of indigenous women leave refuge before 12 weeks
- **For the 4 women without children average length of stay was 78 nights or 11 weeks**
- **For 10 women with 13 children average length of stay was 146 nights or 21 weeks**
- **Actual nights stayed was 1771 which is the equivalent to 5 refuge units out of a total of 45 units or 11% occupied every nights**

Women's Aid Services and Support

- **Refuge provision:** three covering urban and rural Belfast and Lisburn area
- **Outreach:** supporting women to stay in their homes and community if it is safe to do so
- **Children and Young People:** activities and programmes linked to refuge and outreach
- **Advocacy**
 - individual
 - institutional
 - government
- **Volunteering:** involving women from ethnic communities to help and support others
- **Helpline:** 24 hour Freephone with Language Line
- **Networking** with specialised agencies/groups

Xuili's story.....



Belfast Area
Domestic Violence Partnership

Immigration and Help-Seeking Behaviour among Chinese Women

Edith Shillue

Bryson One Stop Service

Asylum Support and Advice Worker

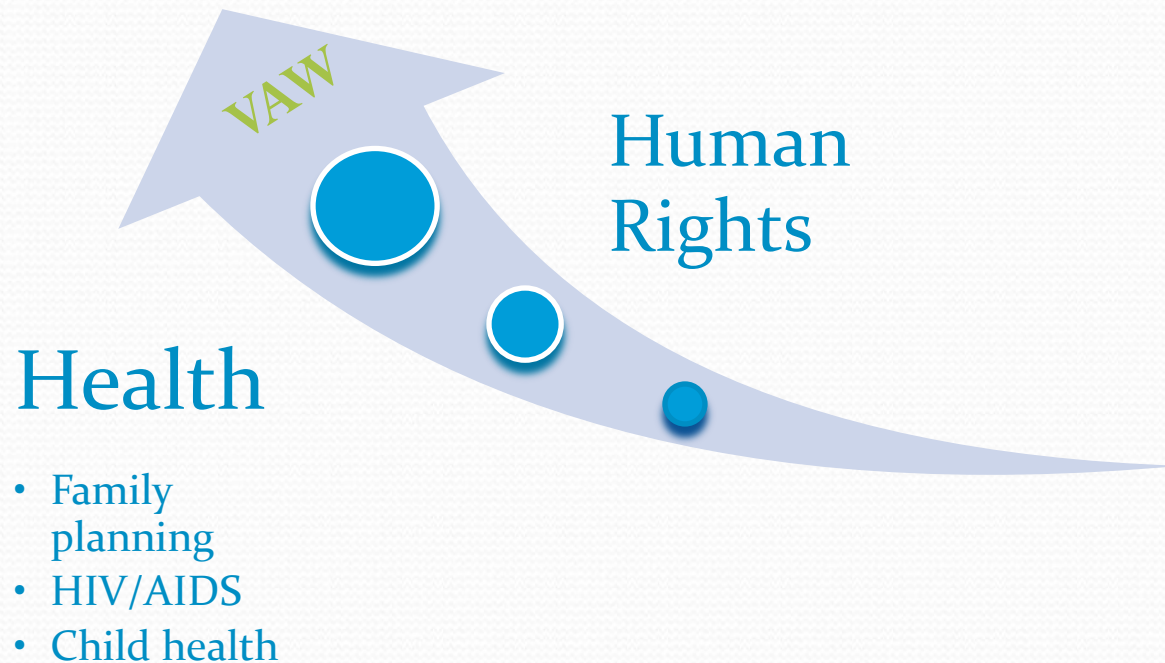
Overview:

- Some VAW facts – global movement
- Push-Pull Factors in Chinese Migration (PRC)
- General Problems for Asylum Seekers
- Cross-cultural communication practices and their application to Chinese service users



Refugee
Asylum Seeker
Immigrant
Migrant

Putting Violence against Women on the Global Agenda



Sexual Autonomy?

Percent of women interviewed who believe that a man is justified in beating his wife if...

	Wife disobeys	Wife refuses sex
Bangladesh province	38.7	23.3
Brazil province	10.9	4.7
Ethiopia province	77.7	45.6
Namibia capital	12.5	3.5
Peru province	46.2	25.8
Samoa	19.6	7.4
Thailand province	25.3	7.3
Tanzania province	49.7	41.7

Source: WHO Multi-Country Study on Domestic Violence and Women's Health

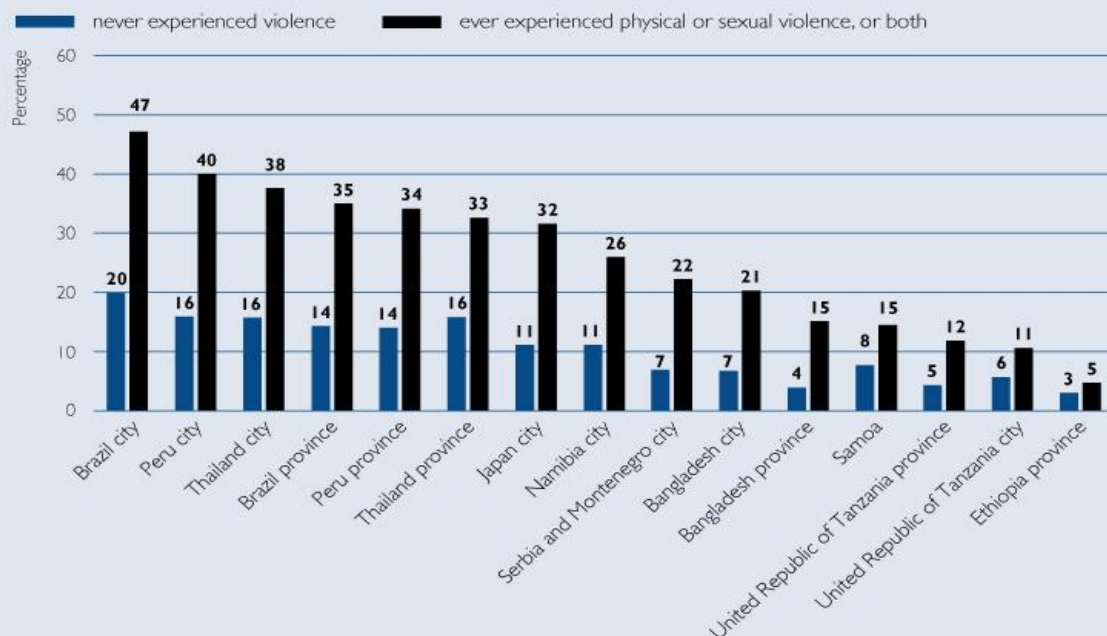
Partner violence increases risk of suicidal thoughts and attempts

I don't feel well and I just cry. There are times that I want to be dead. I even thought of killing myself or poisoning myself and my kids, because I think if I have suffered that much, how much would my kids suffer if I am no longer there...

Woman interviewed in Peru

Figure 11

Percentage of ever-partnered women reporting suicidal thoughts, according to their experience of physical or sexual violence, or both, by an intimate partner, by site



Note: The differences in rates between abused and non-abused women are statistically significant in all sites, except in Ethiopia.

CHINA

- Pr China
- Taiwan
- Hong Kong
- Singapore
- Malaysia



“Overseas Chinese”

PR China

- Han Chinese 91.5%, Zhuang, Manchu, Hui, Miao, Uyghur, Tujia, Yi, Mongol, Tibetan, Buyi, Dong, Yao, Korean, and other nationalities 8.5% (2000 census)
- Standard Chinese or Mandarin (Putonghua, based on the Beijing dialect), Yue (Cantonese), Wu (Shanghainese), Minbei (Fuzhou), Minnan (Hokkien-Taiwanese), Xiang, Gan, Hakka dialects, minority languages

Urban China / Rural China



Rural China



Disenfranchised

- One Child Policy and children born outside marriage
 - Fees = *standard fine and three-six times annual income per child*
 - Social/legal exclusion
 - “hukou” registration exclusion

Problems for People Seeking Asylum

Problems for People Seeking Asylum

Isolation

Language Barriers

The Application Process

Detention

Harassment and Discrimination

Not Allowed to Work

Poverty

Diet

Climate

Health

Stress/Depression

Exploitation

General Barriers

- ☐ **⁴Resources: limited- inadequate housing**
- ☐ **⁴Racism**
- ☐ **⁴Social isolation**
- ☐ **⁴Low self esteem, self respect and feeling of not belonging in the society.**
- ☐ **⁴Communication barriers: not being able to access information and resources.**
 - **Language;**
 - **Body Language**
 - **Tone/intonation of the voice.**
- ☐ **⁴Low motivation.**
- ☐ **⁴Insecure, excluded and confused**

Communication and Culture

Communication is cultural

- It draws on speech patterns, language, and nonverbal messages
- It is interactive
- It operates through social relationships

Communication and Culture

Cultural Fluency

- Essential for effective cross-cultural communication
- Consists of
 - Understanding your own cultural lenses
 - Understanding communication variation across cultures
 - Applying these understandings to enhance relationships



Common Cultural Differences

Perception of Time

Perception of Space

**Fate and Personal
Responsibility**

Importance of Face

Nonverbal Communication

Perception of Time and Space

Time

- **Monochronic** -- linear quantitative time, most common in the northern and western hemispheres
- **Polychronic** -- cyclical time w/ unraveling and unlimited continuity, most common in southern and eastern hemispheres

Space -- differences in comfortable distance between people

Fate and Personal Responsibility

**Extent to which we feel ourselves
to be the masters of our lives**

**Extent to which we see ourselves
as subject to things outside our
control**

Nonverbal Communication

Different cultures use different systems of understanding nonverbal cues

- **Low-context cultures** -- place relatively less emphasis on nonverbal cues
- **High-context cultures** -- place relatively more emphasis on nonverbal cues

Face and Face-Saving

Face *is the standing a person has in the eyes of others*

The importance of “face” and face-saving varies across cultures

- Some cultures value “face” more than their own well-being
- Other cultures do not care about face all that much



What are your challenges?
investigate, investigate, investigate

What are our resources?
Statutory bodies are legally bound
Community Organizations can be allies

Plain English?

- Forms of English
 - British English
 - Irish English
 - N.Ireland

- Discourses
 - Immigration
 - Medical
 - HIV
 - Counseling
 - Legal
 - Popular

Techniques for communicating with non-native speakers of English

What countries have English as an official language?

How comfortable are you with Discomfort?

The Practical:

Understand body language

Understand multiple “discourses”

Speak slowly

Look at service user even when translator is present

Keep it simple but not simple-minded



Exile is strangely compelling to think about but terrible to experience.

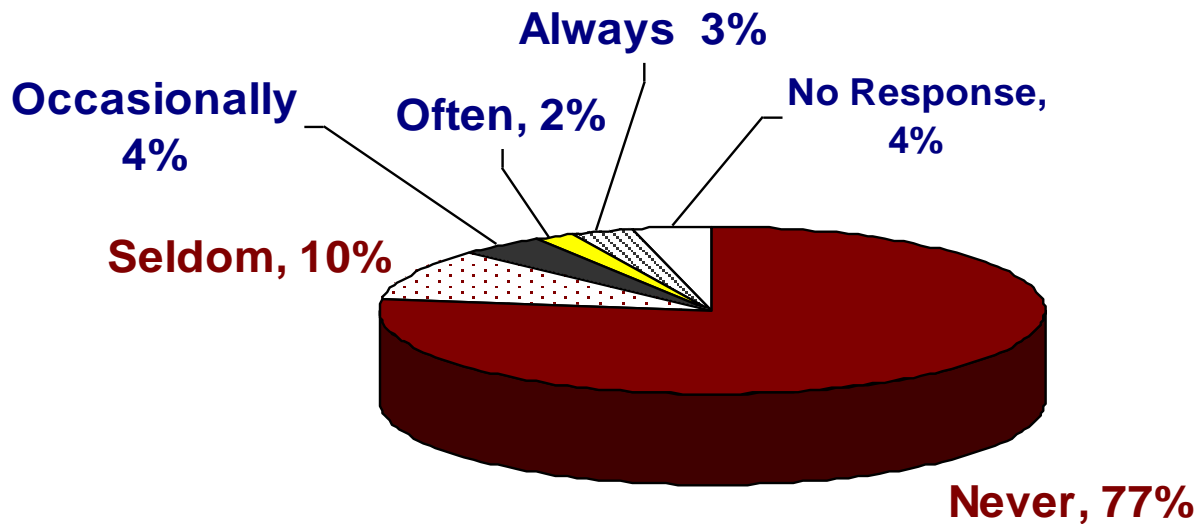
It is the unhealable rift forced between a human being and a native place, between the self and its true home: its essential sadness can never be surmounted.

Human Trafficking Worldwide

- **27 million** – Number of people in modern-day slavery across the world.
 - o Source: Kevin Bales of Free the Slaves.
- According to the U.S. Department of State's 2007 Trafficking in Persons Report (TIP Report), estimates vary **from 4 to 27 million**.
- The International Labor Organization (ILO) estimates **2.4 million people** were victims of human trafficking from 1995-2005. This estimate uses the UN Protocol definition of human trafficking, and includes both transnational and internal data.
- **800,000** – Number of people trafficked across international borders every year.
 - o Source: U.S. Department of State, Trafficking in Persons Report: 2007.
- Note: The TIP Report in 2001 and 2002 estimated this figure at 700,000; The TIP Report of 2003 reported 800,000 to 900,000 victims; The TIP Reports of 2004 through 2006 reported 600,000 to 800,000 victims.
- **1 million** – Number of children exploited by the global commercial sex trade, every year.
 - o Source: U.S. Department of State, The Facts About Child Sex Tourism: 2005.
- **50%** – Percent of transnational victims who are children.
 - o Source: U.S. Department of Justice, Report to Congress from Attorney General John Ashcroft on U.S. Government Efforts to Combat Trafficking in Persons in Fiscal Year 2003: 2004.
- **80%** – Percent of transnational victims who are women and girls.
 - o Source: U.S. Department of State, Trafficking in Persons Report: 2007.
- **70%** – Percent of female victims who are trafficked into the commercial sex industry. This means that 30% of female victims are victims of forced labor.
 - o Source: U.S. Department of Justice, Assessment of U.S. Government Activities to Combat Trafficking in Persons: 2004.
- **32 billion** – Total yearly profits generated by the human trafficking industry.
 - o \$15.5 billion is made in industrialized countries.
 - o \$9.7 billion in Asia
 - o \$13,000 per year generated on average by each "forced laborer." This number can be as high as \$67,200 per victim per year.

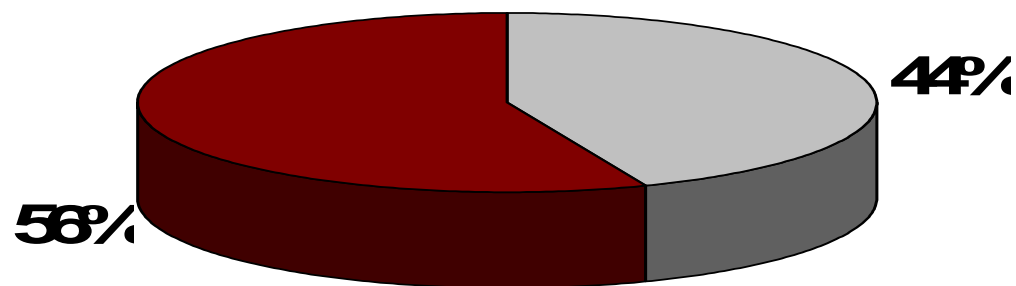
Identifying a trafficking situation

“How often were you free?”



Post-traumatic stress disorder

Percentage of women reporting symptom levels suggestive of PTSD



■ Lower symptom levels ■ PTSD symptom levels

“My torture was terrible, but giving birth in handcuffs came a close second”

When You're watching your village burn to the ground,
Getting proof isn't the first thing on your mind.

Being raped didn't hurt as much as
Being told it never happened.

The Medical Justice Network
Medicaljustice.org.uk



Xuili's story concludes



Belfast Area
Domestic Violence Partnership

Panel Discussion and Questions



Belfast Area
Domestic Violence Partnership

Finally

Thank you for your
attendance today.



Belfast Area

Domestic Violence Partnership